


# NORTH AMERICAN SEAL

& Packing Company

530 Van Ness Ave. Fresno, CA 93721  
(559) 264-7325 – Fax: (559) 268-5207



## PISTON CUPS

TYPE PC  
STYLE 25 (INCH SIZES)

### CHARACTERISTICS

North American Seal's Piston Cups are designed specifically for piston heads, plungers or rams in reciprocating applications. Normally employed in cylinders between 1,500 psi and 5,000 psi. The primary advantage is the ability to accommodate a broader cylinder diameter tolerance. All types have knife trimmed sealing lips to eliminate all molding flash and provide maximum sealing

performance at any pressure. Piston Cups work equally well in either pneumatic or hydraulic service.

In order to accommodate any application, North American Seal's Piston Cups are furnished without holes.

### TYPES AVAILABLE

- **FABRIC REINFORCED:** -40 to +250 F. For general hydraulic service in petroleum fluids, air water and lubricating oils. 4,000 psi max.
- **NITRILE (BUNA N) RUBBER:** -40 to +250 F. For general pneumatic use in low pressure air, water, petroleum base hydraulic fluids and lubricating oils. 80 Durometer. 1,500 psi max.
- **LEATHER:** -40 to +180 F. For high pressure hydraulic, air, water, and petroleum base fluids. Low frictional characteristics. 5,000 psi max.
- **URETHANE:** -45 to +210 F. For high pressure hydraulic & pneumatic use. Has exceptionally long lasting high abrasion resistance characteristics. 5,000 psi max.

### SIZES

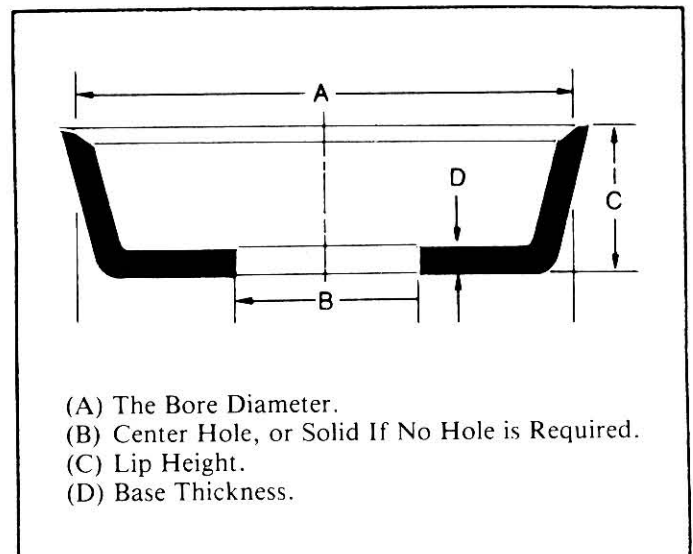
- **DIAMETER:** 1/2" to 30"
- **THICKNESS:** 3/32" to 1/4"

### ORDERING INFORMATION

Please review current price list for tooling availability before ordering. A nominal tooling charge may be required for some non-tooled sizes.

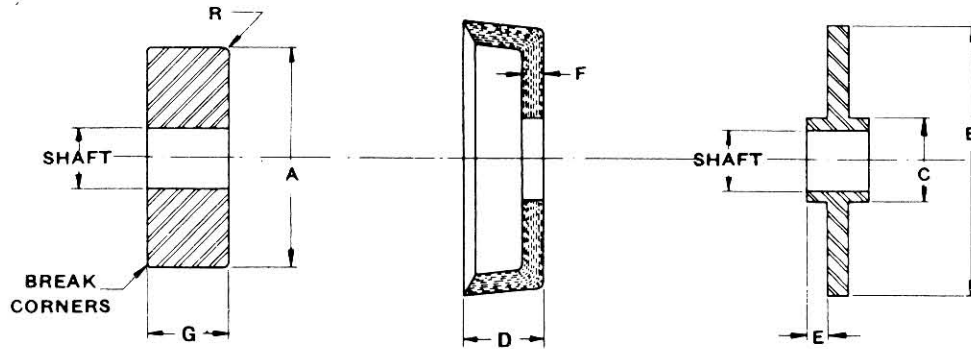
Add Prefix PC to signify a Piston Cup.

e.g. A Fabric Piston Cup 3 1/2 O.D. is Part No: PC F 0350



# PISTON CUPS

## TYPE PC STYLE 25 (INCH SIZES)



### STANDARD SIZES AND DIMENSIONAL DATA

CUP SIZE NOM.	A	B	C MIN.	G MIN.	D	E		R MIN.	CUP SIZE NOM.	A	B	C MIN.	G MIN.	D	E		R MIN.
						+.000 -.003	+.020 -.000								+.000 -.003	+.020 -.000	
1	.708	.990	.37	.375	.437	.120	.093	.03	4-1/4	3.891	4.240	.75	.469	.62	.151	.156	.06
1-1/8	.835	1.115	.37	.375	.437	.120	.093	.03	4-1/2	4.155	4.490	1.00	.469	.62	.151	.156	.06
1-1/4	.961	1.240	.37	.375	.437	.120	.093	.03	4-3/4	4.393	4.740	1.00	.469	.62	.151	.156	.06
1-3/8	1.085	1.365	.37	.375	.437	.120	.093	.03	5	4.579	4.990	1.50	.563	.75	.182	.187	.06
1-1/2	1.203	1.490	.50	.375	.50	.120	.125	.03	5-1/4	4.842	5.240	1.50	.563	.75	.182	.187	.06
1-5/8	1.332	1.615	.50	.375	.50	.120	.125	.03	5-1/2	5.074	5.490	1.50	.563	.75	.182	.187	.12
1-3/4	1.459	1.740	.50	.375	.50	.120	.125	.03	5-3/4	5.332	5.740	1.50	.563	.75	.182	.187	.12
1-7/8	1.584	1.865	.50	.375	.50	.120	.125	.03	6	5.579	5.990	1.50	.563	.75	.182	.187	.12
2	1.709	1.990	.50	.375	.50	.120	.125	.03	6-1/4	5.826	6.240	1.50	.563	.75	.182	.187	.12
2-1/8	1.832	2.115	.50	.375	.50	.120	.125	.03	6-1/2	6.073	6.490	2.00	.563	.75	.182	.187	.12
2-1/4	1.959	2.240	.50	.375	.50	.120	.125	.03	6-3/4	6.325	6.740	2.00	.563	.75	.182	.187	.12
2-3/8	2.082	2.365	.50	.375	.50	.120	.125	.03	7	6.585	6.990	2.00	.563	.75	.182	.187	.12
2-1/2	2.203	2.490	.50	.375	.50	.120	.125	.03	7-1/4	6.821	7.240	2.00	.563	.75	.182	.187	.12
2-5/8	2.334	2.615	.50	.375	.50	.120	.125	.03	7-1/2	7.084	7.490	2.50	.563	.75	.182	.187	.12
2-3/4	2.448	2.740	.50	.375	.50	.120	.125	.03	7-3/4	7.331	7.740	2.50	.563	.75	.182	.187	.12
2-7/8	2.585	2.865	.50	.375	.50	.120	.125	.03	8	7.467	7.990	3.75	.750	1.00	.245	.187	.12
3	2.641	2.990	.75	.469	.62	.151	.156	.03	8-1/2	7.959	8.490	3.75	.750	1.00	.245	.187	.12
3-1/8	2.752	3.115	.75	.469	.62	.151	.156	.03	9	8.459	8.990	4.00	.750	1.00	.245	.187	.12
3-1/4	2.897	3.240	.75	.469	.62	.151	.156	.03	9-1/2	8.953	9.490	4.00	.750	1.00	.245	.187	.12
3-3/8	3.022	3.365	.75	.469	.62	.151	.156	.03	10	9.445	9.990	5.00	1.00	1.00	.245	.187	.12
3-1/2	3.140	3.490	.75	.469	.62	.151	.156	.06	10-1/2	9.943	10.490	5.00	1.00	1.00	.245	.187	.12
3-5/8	3.267	3.615	.75	.469	.62	.151	.156	.06	11	10.441	10.990	5.00	1.00	1.00	.245	.187	.12
3-3/4	3.390	3.740	.75	.469	.62	.151	.156	.06	11-1/2	10.941	11.490	5.00	1.00	1.00	.245	.187	.12
3-7/8	3.516	3.865	.75	.469	.62	.151	.156	.06	12	11.440	11.990	5.00	1.00	1.00	.245	.187	.12
4	3.643	3.990	.75	.469	.62	.151	.156	.06									

- NOTES: 1. Hole size ("C" dimension) is minimum only and can be furnished larger.  
 2. "R" is radius of packing and inside follower plate.  
 3. All cups have flared walls so that lip diameter will have required interference with cylinder bore.  
 4. Above are standard sizes recommended for new designs. For equipment already in use, other sizes are available.